

JATAii



JATAii

Address: Jinshaqiaojinzhong Road and Xi'an Avenue, Danzao,
Nanhai District, Foshan City, Guangdong Province

www.jataii.com www.jataibath.com

灵感水时尚 SINCE 2007

JATAii

SINCE 2007

COMPANY INTRODUCE

匠泰，英文名为 JATAii。中文“匠”代表着精益求精的工匠精神，“泰”寓意稳如泰山，象征着中国文化中至高无上的稳重与尊贵。我们以“匠人之心”专注产品，以“泰山之稳”保障品质，致力于打造坚如磐石、卓越非凡的卫浴金属系统产品。

匠泰，不止于制造，更是您通往一线品牌之路的战略伙伴。

佛山市匠泰金属制品有限公司创立于 2007 年 5 月 18 日，注册资金 500 万，员工 300 余人，占地面积 3 万多平方米，是佛山市一家专业做金属浴室柜、洗浴柜、智能镜柜、灯镜等产品的公司。

JATAii, also known as JATAii in English. The Chinese character "匠" stands for the spirit of craftsmanship of striving for excellence, and "泰" means stable as Mount Tai, symbolizing the supreme stability and dignity in Chinese culture.

We focus on products with the "heart of a craftsman" and guarantee quality with the "stableness of Mount Tai", and are committed to creating bathroom metal system products that are as solid as a rock and extraordinary. Jiangtai is not only a manufacturer, but also a strategic partner on your way to first-tier brands.

Foshan City Jiangtai Metal Products Co., Ltd. was founded on May 18, 2007, with a registered capital of 5 million yuan. It has over 300 employees and covers an area of more than 30,000 square meters.

It is a company in Foshan specializing in metal bathroom cabinets, shower cabinets, smart mirror cabinets, and light mirrors.





G1250
主柜 Main cabinet: 2200x560x560 mm
吊柜 Wall cabinet: 1400x550x400 mm
镜 Mirror: 1180x1050mm 600x1300mm
免漆多层实木板 Paint-free multi-layer solid
岩板+无缝台下盆 Stone slab + seamless unde



G1256
主柜 Main cabinet: 2200x560x550 mm
吊柜 Wall cabinet: 430x180x800 mm
镜 Mirror: 600x800mm
免漆多层实木板 Paint-free multi-layer solid
岩板+无缝台下盆 Stone slab + seamless unde



G1257
台面 Countertop: 1500x550x180 mm
吊柜 Wall cabinet: 1500x550x250 mm
镜 Mirror: 1450x700mm
免漆多层实木板 Paint-free multi-layer solid
岩板+无缝台下盆 Stone slab + seamless unde



G1261
主柜 Main cabinet: 1000x560x450 mm
吊柜 Wall cabinet: 250x150x180 mm
镜 Mirror: 650x800mm
免漆多层实木板 Paint-free multi-layer solid
岩板+无缝台下盆 Stone slab + seamless unde



G1251
主柜 Main cabinet: 1500x560x500 mm
镜 Mirror: 450x1100 mm
托板 Shelf: 450x1200 mm
免漆多层实木板 Paint-free multi-layer solid
岩板+无缝台下盆 Stone slab + seamless unde



G1253
主柜 Main cabinet: 1200x560x480 mm
镜柜 Mirror Cabinet: 600x1000 mm
免漆多层实木板 Paint-free multi-layer solid
岩板+无缝台下盆 Stone slab + seamless unde




G1238
主柜 Main cabinet: 800x480x450 mm
镜柜 Mirror Cabinet: 750x130x700 mm
免漆多层实木板 Paint-free multi-layer solid
陶瓷一体盆 Integrated Ceramic Basin



G1259
主柜 Main cabinet: 700x480x450 mm
镜柜 Mirror Cabinet: 650x140x700 mm
免漆多层实木板 Paint-free multi-layer solid
陶瓷一体盆 Integrated Ceramic Basin



G1255
主柜 Main cabinet: 1200x550x480 mm
镜柜 Mirror Cabinet: 1150x140x700 mm
免漆多层实木板 Paint-free multi-layer solid
岩板+无缝台下盆 Stone slab + seamless unde



G1252
主柜 Main cabinet: 800x520x480 mm
镜 Mirror: 600x1100 mm
免漆多层实木板 Paint-free multi-layer solid
岩板+无缝台下盆 Integrated Artificial Stone Basin



G1260
主柜 Main cabinet: 1400x560x480 mm
镜柜 Mirror Cabinet: 1350x150x800 mm
免漆多层实木板 Paint-free multi-layer solid
人造石一体盆 Integrated Artificial Stone Basin



G1258
主柜 Main cabinet: 1010x500x580 mm
镜柜 Mirror Cabinet: 1000x700 mm
免漆多层实木板 Paint-free multi-layer solid
陶瓷一体盆 Integrated Ceramic Basin



G1262
主柜 Main cabinet: 1200x505x360 mm
吊柜 Wall cabinet: 1200x650x40 mm
油漆实木板 Painted Solid Wood Board
岩板+台上盆 Stone Slab + Above - counter Basin



G1263
主柜 Main cabinet: 1000x500x480 mm
吊柜 Wall cabinet: 950x140x750 mm
油漆实木板 Painted Solid Wood Board
陶瓷一体盆 Integrated Ceramic Basin



G1265
主柜 Main cabinet: 1000x500x480 mm
吊柜 Wall cabinet: 950x140x750 mm
油漆实木板 Painted Solid Wood Board
陶瓷一体盆 Integrated Ceramic Basin



G1266
主柜 Main cabinet: 1200x560x500 mm
吊柜 Wall cabinet: 900x900 mm
油漆实木板 Painted Solid Wood Board
陶瓷盆 Ceramic Basin



G1267
主柜 Main cabinet: 1500x550x480 mm
镜 Mirror: 1500x600x30 mm
油漆实木板 Painted Solid Wood Board
岩板一体盆 Integrated Stone Slab Basin



G1268
主柜 Main cabinet: 1200x520x450 mm
镜 Mirror: 400x1100x30 mm
油漆实木板 Painted Solid Wood Board
岩板台面 Stone Slab Countertop



G1271
主柜 Main cabinet: 1400x550x550 mm
镜柜 Mirror Cabinet: 1400x150x700 mm
铝合金板 Aluminum Alloy Plate
岩板+无缝台下盆 Stone slab + seamless unde



G1275
主柜 Main cabinet: 1000x500x550 mm
镜柜 Mirror Cabinet: 1000x150x700 mm
铝合金板 Aluminum Alloy Plate
岩板+无缝台下盆 Stone slab + seamless unde



G1273
主柜 Main cabinet: 800x550x450 mm
镜柜 Mirror Cabinet: 800x140x700 mm
铝合金板 Aluminum Alloy Plate
岩板+无缝台下盆 Stone slab + seamless unde



G1269
主柜 Main cabinet: 1000x500x500 mm
镜柜 Mirror Cabinet: 1000x140x700 mm
铝合金板 Aluminum Alloy Plate
岩板+无缝台下盆 Stone slab + seamless unde




G1272
主柜 Main cabinet: 1200x500x550 mm
镜柜 Mirror Cabinet: 1800x150x700 mm
铝合金板 Aluminum Alloy Plate
岩板+无缝台下盆 Stone slab + seamless unde



G1270
主柜 Main cabinet: 1000x500x500 mm
镜柜 Mirror Cabinet: 1000x130x700 mm
铝合金板 Aluminum Alloy Plate
岩板+无缝台下盆 Stone slab + seamless unde



G1801
 主柜 Main cabinet: 1100x600x930 mm
 吊柜 Wall cabinet: 1100x320x800 mm
 镜 Mirror: 600x800mm
 铝合金板 Aluminum Alloy Plate
 石英石一体盆 Integrated Quartz Stone Basin



G1802
 主柜 Main cabinet: 1200x600x920 mm
 不锈钢板 Stainless Steel Plate
 石英石一体盆 Integrated Quartz Stone Basin



G1803
 主柜 Main cabinet: 1200x500x920 mm
 吊柜 Wall cabinet: 1200x360x800 mm
 不锈钢板 Stainless Steel Plate
 石英石一体盆 Integrated Quartz Stone Basin



G1803
 主柜 Main cabinet: 1600x500x2800 mm
 铝合金板 Aluminum Alloy Plate
 石英石一体盆 Integrated Quartz Stone Basin



榛子橡木
Hazel Oak



咖啡胡桃
Coffee Walnut



五色胡桃
Five-color Walnut



中古胡桃
Vintage Walnut



落山核桃
Vintage Walnut



芝灰橡木
Zhihui Oak



卡斯坦尼橡木
Castan Oak



燕麦香杉
Oat-scented Fir



纱布纹格
Gauze Pattern



雪域白(纯白)
Snow Region White
(Pure White)



皎霞白
Jiaoxia White



鱼肚白
Fish Belly White




雪花白
Snowflake White



意大利鱼肚灰
Italian Fish Belly Grey




鎏金岁月
Gilded Years



玄墨(黑白根)
Xuanmo
(Black-White Root)



劳伦黑金
Laurent Black Gold



纯灰
Pure Grey



纯白
Pure White



G6292



功能配置: 人体感应自动翻盖 Auto lid (motion sensor)
 Feature Configuration
 脚感翻盖翻圈 Foot-triggered lid/seat
 强弱按摩 Massage modes for strong/weak
 女性清洗/臀部清洗 Feminine/posterior wash
 移动清洗 Adjustable spray
 自动冲水 Auto flush
 暖风烘干 Warm air dry
 座圈加热 Heated seat
 喷管自洁 Nozzle self-clean
 温馨夜灯 Soft night light
 自动节能 Automatic energy-saving mode
 喷管位置调节 Adjustable nozzle position
 温度调节 Temperature adjustment
 水压调节 Water pressure adjustment
 风温调节 Air temperature adjustment
 冲水时间调节 Flushing time adjustment

可选配置: 水箱 - Water tank
 Optional Configurations
 泡泡盾 - Anti-splash foam
 语音功能 - Voice control



G62039 智能座便器 Smart toilets
 尺寸 Size: 680 x 425 x 450 mm
 孔距 Rough-in: 300/400mm



G6287 智能座便器 Smart toilets
 尺寸 Size: 700 x 400 x 460 mm
 孔距 Rough-in: 300/400mm



G6296 智能座便器 Smart toilets
 尺寸 Size: 680 x 400 x 460 mm
 孔距 Rough-in: 300/400mm



G6289 智能座便器 Smart toilets
 尺寸 Size: 670 x 395 x 460 mm
 孔距 Rough-in: 300/400mm



G6290 智能座便器 Smart toilets
 尺寸 Size: 600 x 395 x 400 mm
 孔距 Rough-in: 300/400mm



G6298 智能座便器 Smart toilets
 尺寸 Size: 756 x 481 x 509 mm
 孔距 Rough-in: 300/400mm



G6293 智能座便器 Smart toilets
 尺寸 Size: 680 x 400 x 460 mm
 孔距 Rough-in: 300/400mm



G6288 智能座便器 Smart toilets
 尺寸 Size: 685 x 405 x 420 mm
 孔距 Rough-in: 300/400mm



G6297 智能座便器 Smart toilets
 尺寸 Size: 700 x 410 x 455 mm
 孔距 Rough-in: 300/400mm



G6291 智能座便器 Smart toilets
 尺寸 Size: 695 x 380 x 460 mm
 孔距 Rough-in: 300/400mm




G6286 智能座便器 Smart toilets
 尺寸 Size: 680 x 425 x 450 mm
 孔距 Rough-in: 300/400mm



G6295 智能挂便器 Smart toilets
 尺寸 Size: 600 x 395 x 400 mm

TOILET

如何选择一个好的马桶?



水箱

水箱漏水，一般不易发觉，简单办法：马桶水箱内滚入蓝墨水，搅匀后看马桶出水处有无蓝色水流出。（注：6升以下的冲水量可列为节水型马桶。

重量

重量大的马桶密度大，质量比较过关。简单测试方法：双手拿起水箱盖，可以掂一掂它的重量。

釉面

好质量马桶其釉面应光洁顺滑无起泡，色泽饱和。在检验外表面釉面之后，还应该去摸一下马桶的下水道，如果粗糙，容易造成遗挂。

水件

水件直接决定马桶的使用寿命。选择马桶千万不要忽略水件这个环节，鉴定方法：听按钮声音发出清脆的声音为最好。

口径

大口径排污管道且内表面施釉的，不易挂脏，排污迅速有力，有效的预防堵塞。测试方法，将手放进马桶口，一般能有一个手掌容量为最佳。

出水口

30厘米的为中下水马桶；20至25厘米为后下水马桶；距离在40厘米以上的为前下水马桶。


冲水

马桶冲水分为直冲式、旋转虹吸式、漩涡虹吸式、喷射虹吸式。喷射虹吸式既能迅速冲洗污物，也可起到节水的作用。



TOILET

How to choose a good toilet?



Water tank

Water tank leakage is generally not easy to detect. A simple method: Drop blue ink into the toilet water tank, stir it well, and then check if there is blue water flowing out from the toilet's water outlet. (Note: A flush volume of 6 liters or less can be classified as a water - saving toilet.)

Weight

Toilets with a large weight have a high density and relatively good quality. A simple test method: Pick up the water tank cover with both hands and feel its weight.

Glaze surface

The glaze surface of a good - quality toilet should be smooth and glossy without bubbles, and the color should be saturated. After inspecting the external glaze surface, you should also touch the toilet's sewer. If it is rough, it is easy to cause residues to hang.

Water fittings

Water fittings directly determine the service life of the toilet. When choosing a toilet, never ignore the water fittings. Identification method: The best is to hear a crisp sound when pressing the button.

Caliber

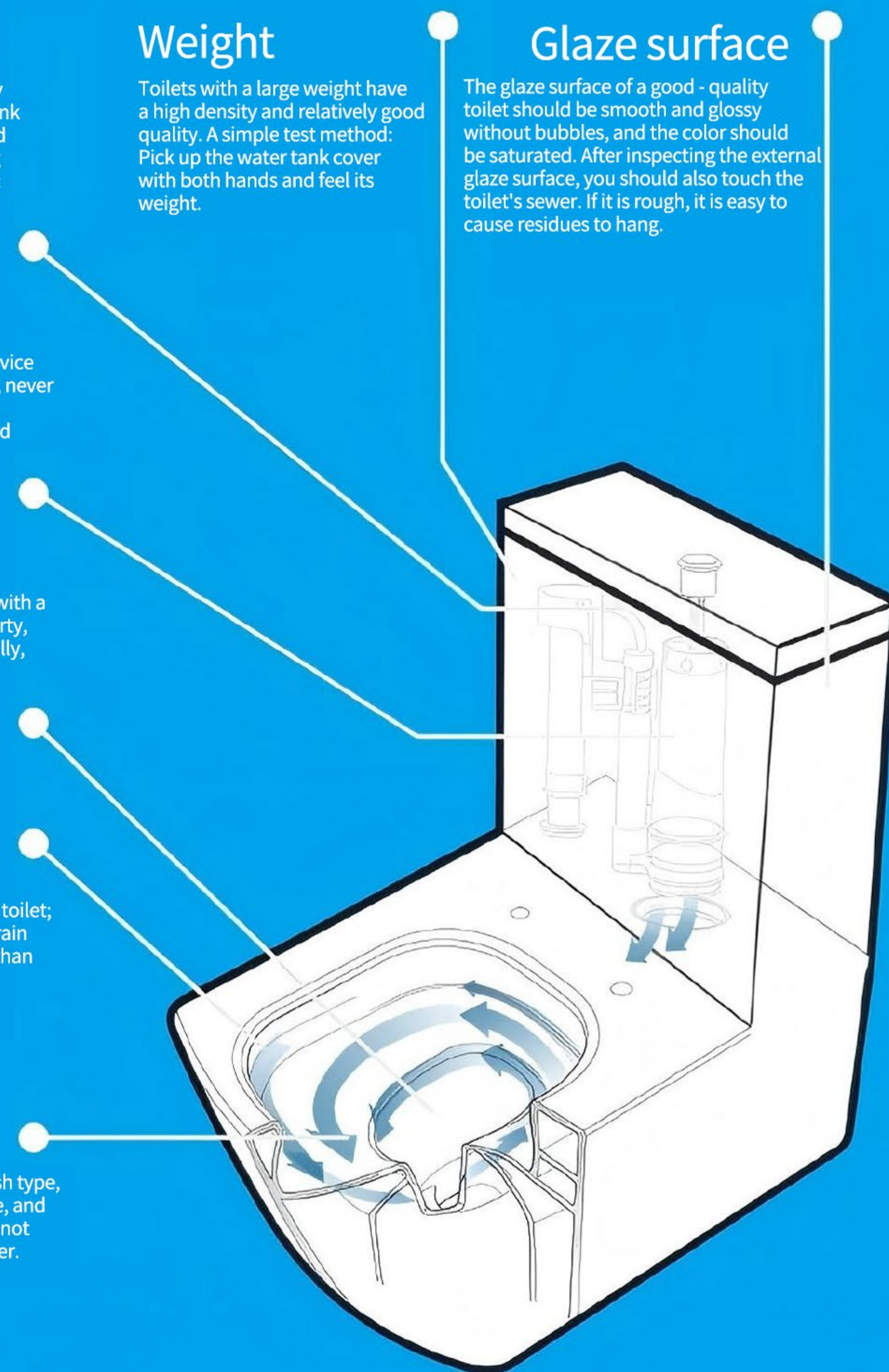
A large - caliber sewage discharge pipe with a glazed inner surface is not easy to get dirty, discharges sewage quickly and powerfully, and effectively prevents blockage. Test method: Put your hand into the toilet mouth. Generally, a capacity of one palm is the best.

Water outlet

A 30 - centimeter one is a middle - drain toilet; a 20 - to 25 - centimeter one is a rear - drain toilet; and one with a distance of more than 40 centimeters is a front - drain toilet

Flushing

Toilet flushing is divided into: direct flush type, rotating siphon type, vortex siphon type, and jet siphon type. The jet siphon type can not only flush dirt quickly but also save water.



一体成型



低吸水性



超强冲力



1280度高温



静音升降



自洁釉



Integrated forming



Low water absorption rate



Super strong flushing power



1280°C high temperature



Silent lifting



Self - cleaning glaze



G6218 座便器 toilets
尺寸 Size: 685 x 360 x 720 mm
孔距 Rough-in: 300/400mm



G6220 座便器 toilets
尺寸 Size: 690 x 370 x 690 mm
孔距 Rough-in: 300/400mm



G6248 座便器 toilets
尺寸 Size: 700 x 400 x 700 mm
孔距 Rough-in: 300/400mm



G6249 座便器 toilets
尺寸 Size: 700 x 400 x 700 mm
孔距 Rough-in: 300/400mm



G6228 座便器 toilets
尺寸 Size: 700 x 370 x 760 mm
孔距 Rough-in: 300/400mm



G6243 座便器 toilets
尺寸 Size: 718 x 394 x 781 mm
孔距 Rough-in: 300/400mm



G6252 座便器 toilets
尺寸 Size: 690 x 410 x 690 mm
孔距 Rough-in: 300/400mm



G6257 座便器 toilets
尺寸 Size: 715 x 380 x 760 mm
孔距 Rough-in: 300/400mm



G6258 座便器 toilets
尺寸 Size: 690 x 400 x 600 mm
孔距 Rough-in: 300/400mm



G6261 座便器 toilets
尺寸 Size: 715 x 380 x 760 mm
孔距 Rough-in: 300/400mm



G6271 座便器 toilets
尺寸 Size: 700 x 370 x 760 mm
孔距 Rough-in: 300/400mm



G6272 座便器 toilets
尺寸 Size: 710 x 410 x 640 mm
孔距 Rough-in: 300/400mm



G62012 挂便器 wall hung toilet
尺寸 Size: 580 x 400 x 410 mm



G62013 挂便器 wall hung toilet
尺寸 Size: 575 x 360 x 410 mm



G62016 挂便器 wall hung toilet
尺寸 Size: 480 x 360 x 440 mm



G62017 挂便器 wall hung toilet
尺寸 Size: 575 x 375 x 370 mm



G6302A
带存水湾 with a trap
尺寸 Size:
550 x 450 x 230 mm

G6303A
带存水湾 with a trap
尺寸 Size:
550 x 450 x 230 mm

G6315
带存水湾 with a trap
不带存水湾 without a trap
尺寸 Size:
590 x 465 x 230 mm

G6316A 后排后进
带存水湾 with a trap
后排前进
不带存水湾 without a trap
尺寸 Size:
550 x 440 x 240 mm



G6983
蹲便水箱
squat - pan cistern
尺寸 Size:
387 x 135 x 402 mm

G6953
蹲便水箱
squat - pan cistern
尺寸 Size:
372 x 126 x 354 mm

G6985
蹲便水箱
squat - pan cistern
尺寸 Size:
375 x 120 x 365 mm

G6987
蹲便水箱
squat - pan cistern
尺寸 Size:
375 x 120 x 365 mm






G6508
小便器 urinal
尺寸 Size:
350 x 360 x 980 mm

G6509
小便器 urinal
尺寸 Size:
355 x 305 x 685 mm

G6510
小便器 urinal
尺寸 Size:
340 x 320 x 630 mm

G6512
小便器 urinal
尺寸 Size:
350 x 350 x 910 mm



G6963
隐藏水箱 concealed cistern
尺寸 Size:
500x 120 x 1140 mm

G6962
隐藏水箱 concealed cistern
尺寸 Size:
580x 110 x 1140 mm

隐藏水箱面板
Concealed cistern cover



G6987
台上盆 Countertop Basin
尺寸 Size:
390 x 390 x 140 mm

G6033
台上盆 Countertop Basin
尺寸 Size:
310 x 310 x 110 mm

G6035
台上盆 Countertop Basin
尺寸 Size:
420 x 420 x 140 mm

G6036
台上盆 Countertop Basin
尺寸 Size:
420 x 420 x 140 mm
420 x 355 x 140 mm



G6037
台上盆 Countertop Basin
尺寸 Size:
515 x 380 x 140 mm

G6038
台上盆 Countertop Basin
尺寸 Size:
500 x 400 x 110 mm

G6039
台上盆 Countertop Basin
尺寸 Size:
610 x 400 x 150 mm

G6050
台上盆 Countertop Basin
尺寸 Size:
600 x 420 x 130 mm



G6087
台下盆 Undermount Basin
尺寸 Size:
510 x 380 x 195mm

G6088
台下盆 Undermount Basin
尺寸 Size:
470 x 350 x 185mm

G6089
台下盆 Undermount Basin
尺寸 Size:
585 x 420 x 195mm

G6090
台下盆 Undermount Basin
尺寸 Size:
600 x 430 x 210mm



G6091
台下盆 Undermount Basin
尺寸 Size:
555 x 365 x 185mm

G6092
台下盆 Undermount Basin
尺寸 Size:
500 x 385 x 200mm

G6093
台下盆 Undermount Basin
尺寸 Size:
600 x 400 x 210mm

G6095
台下盆 Undermount Basin
尺寸 Size:
560 x 380 x 185mm



G6908
柱盆 Pedestal Basin
尺寸 Size:
605 x 465 x 570mm

G6909
柱盆 Pedestal Basin
尺寸 Size:
520 x 440 x 830mm

G6910
柱盆 Pedestal Basin
尺寸 Size:
660 x 510 x 850mm

G6911
柱盆 Pedestal Basin
尺寸 Size:
520 x 440 x 490mm



G5129 淋浴房

材质: 铝合金
 款式: 屏风一固一活, 移门
 玻璃厚度: 6mm/8mm
 颜色: 亮银/砂银/哑银/拉丝
 定制尺寸: W1100mm - 1700mm
 H1800mm - 2200mm

G5129 Shower Enclosure
 Material: Aluminum Alloy
 Style: Screen - One Fixed and One Movable, Sliding Door
 Glass Thickness: 6mm/8mm
 Color: Bright Silver/Sand Silver/Mirror Silver/Brushed
 Custom Size: W1000mm - 1700mm
 H1800mm - 2200mm



G5128 淋浴房

材质: 不锈钢
 款式: 屏风一固一活, 移门
 玻璃厚度: 8mm/10mm
 颜色: 亮银/哑黑/枪灰/拉丝金
 定制尺寸: W1100mm - 1700mm
 H1800mm - 2200mm

G5128 Shower Enclosure
 Material: Stainless Steel
 Style: Screen - One Fixed and One Movable, Sliding Door
 Glass Thickness: 8mm/10mm
 Color: Bright Silver/Matte Black/Gunmetal Gray/Brushed Gold
 Custom Size: W1000mm - 1700mm
 H1800mm - 2200mm



G5130 淋浴房

材质: 铝合金
 款式: 扇形两固两活, 移门
 玻璃厚度: 6mm/8mm
 颜色: 亮银/砂银/哑银/拉丝
 定制尺寸: L800mm - 1200mm
 W800mm - 1200mm
 H1800mm - 2200mm

G5130 Shower Enclosure
 Material: Aluminum Alloy
 Style: Screen - Two Fixed and Two Movable, Sliding Door
 Glass Thickness: 6mm/8mm
 Color: Bright Silver/Sand Silver/Mirror Silver/Brushed
 Custom Size: L800mm - 1200mm W800mm - 1200mm
 H1800mm - 2200mm



G51102 淋浴房

材质: 不锈钢
 款式: 屏风两活, 移门
 玻璃厚度: 8mm/10mm
 颜色: 亮银/哑黑/枪灰/拉丝金
 定制尺寸: W1100mm - 1700mm
 H1800mm - 2200mm

G51102 Shower Enclosure
 Material: Stainless Steel
 Style: Screen - Two Movable, Sliding Door
 Glass Thickness: 8mm/10mm
 Color: Bright Silver/Matte Black/Gunmetal Gray/Brushed Gold
 Custom Size: W1100mm - 1700mm
 H1800mm - 2200mm



G5131 淋浴房

材质: 铝合金
 款式: 方形两固一活, 移门
 玻璃厚度: 6mm/8mm
 颜色: 亮银/砂银/哑银/拉丝
 定制尺寸: L1100mm - 1700mm
 W800mm - 1200mm
 H1800mm - 2200mm

G5131 Shower Enclosure
 Material: Aluminum Alloy
 Style: Square - Two Fixed and One Movable, Sliding Door
 Glass Thickness: 6mm/10mm
 Color: Bright Silver/Sand Silver/Mirror Silver/Brushed
 Custom Size: W800mm - 1700mm W800mm - 1200mm
 H1800mm - 2200mm



G51101 淋浴房

材质: 不锈钢
 款式: 方形两固一活, 平开
 玻璃厚度: 8mm/10mm
 颜色: 亮银/哑黑/枪灰/拉丝金
 定制尺寸: L1000mm - 1700mm
 W800mm - 1200mm
 H1800mm - 2200mm

G51101 Shower Enclosure
 Material: Stainless Steel
 Style: Square - Two Fixed and One Movable, Swing Open
 Glass Thickness: 6mm/10mm
 Color: Bright Silver/Matte Black/Gunmetal Gray/Brushed Gold
 Custom Size: W800mm - 1200mm W1200mm - 1700mm
 H1800mm - 2200mm



G5132 淋浴房

材质: 铝合金
 款式: 方形两固两活, 移门
 玻璃厚度: 6mm/8mm
 颜色: 亮银/砂银/哑银/拉丝
 定制尺寸: L1200mm - 1700mm
 W1200mm - 1700mm
 H1800mm - 2200mm

G5132 Shower Enclosure
 Material: Aluminum Alloy
 Style: Screen - Three Fixed and Two Movable, Sliding Door
 Color: Bright Silver/Sand Silver/Mirror Silver/Brushed
 Custom Size: L1200mm - 1700mm W1600mm - 1700mm
 H1800mm - 2200mm



G51103 淋浴房

材质: 不锈钢
 款式: 屏风三联, 移门
 玻璃厚度: 8mm/10mm
 颜色: 亮银/哑黑/枪灰/拉丝金
 定制尺寸: W1500mm - 2400mm
 H1800mm - 2400mm

G51103 Shower Enclosure
 Material: Stainless Steel
 Style: Screen - Three Movable, Sliding Door
 Glass Thickness: 8mm/10mm
 Color: Bright Silver/Matte Black/Gunmetal Gray/Brushed Gold
 Custom Size: W500mm - 2400mm
 H1800mm - 2400mm



G5119 淋浴房

材质：不锈钢
 款式：屏风两活，移门
 玻璃厚度：8mm/10mm
 颜色：亮银/哑黑/枪灰/拉丝金
 定制尺寸： W1100mm - 1700mm
 H1800mm - 2200mm

G5119 Shower Enclosure
 Material: Stainless Steel
 Style: Screen with two movable panels, sliding door
 Glass Thickness: 8mm/10mm
 Color: Bright Silver/Matte Black/Gun Grey/Brushed Gold
 Custom Size: W1100mm - 1700mm
 H1800mm - 2200mm



G5121 淋浴房

材质：不锈钢
 款式：屏风一固一活，移门
 玻璃厚度：8mm/10mm
 颜色：亮银/哑黑/枪灰/拉丝金
 定制尺寸： W1100mm - 1700mm
 H1800mm - 2200mm

G5121 Shower Enclosure
 Material: Stainless Steel
 Style: Fixed panel + sliding panel, sliding door
 Glass Thickness: 8mm/10mm
 Color: Bright Silver/Matte Black/Gun Grey/Brushed Gold
 Custom Size: W1100mm - 1700mm
 H1800mm - 2200mm



G5122 淋浴房

材质：不锈钢
 款式：屏风三联，移门
 玻璃厚度：8mm/10mm
 颜色：亮银/哑黑/枪灰/拉丝金
 定制尺寸： W1500mm - 2400mm
 H1800mm - 2400mm


G5122 Shower Enclosure
 Material: Stainless Steel
 Style: Screen triple - panel, sliding door
 Glass Thickness: 8mm/10mm
 Color: Bright Silver/Matte Black/Gun Grey/Brushed Gold
 Custom Size: W1500mm - 2400mm
 H1800mm - 2400mm



G5123 淋浴房

材质：不锈钢
 款式：钻石形两固一活，平开
 玻璃厚度：8mm/10mm
 颜色：亮银/哑黑/枪灰/拉丝金
 定制尺寸： L800mm - 1200mm
 W800mm - 1200mm
 H1800mm - 2200mm

G5123 Shower Enclosure
 Material: Stainless Steel
 Style: Diamond-shaped, Two-fixed-one-folding, Swing Door
 Color: Bright Silver/Matte Black/Gun Grey/Brushed Gold
 Custom Size: L800mm - 1200mm W800mm - 1200mm
 H1800mm - 2200mm



G5125 淋浴房

材质：不锈钢
 款式：屏风两活，移门
 玻璃厚度：8mm/10mm
 颜色：亮银/哑黑/枪灰/拉丝金
 定制尺寸： W1100mm - 1700mm
 H1800mm - 2200mm


G5125 Shower Enclosure
 Material: Stainless Steel
 Style: Screen with two movable panels, sliding door
 Glass Thickness: 8mm/10mm
 Color: Bright Silver/Matte Black/Gun Grey/Brushed Gold
 Custom Size: W1100mm - 1700mm
 H1800mm - 2200mm



G5126 淋浴房

材质：不锈钢
 款式：方形两固一活，平开
 玻璃厚度：8mm/10mm
 颜色：亮银/哑黑/枪灰/拉丝金
 定制尺寸： L1000mm - 1700mm
 W800mm - 1200mm
 H1800mm - 2200mm

G5126 Shower Enclosure
 Material: Stainless Steel
 Style: Square, 2 - fixed - 1 - folding, Swing
 Glass Thickness: 8mm/10mm
 Color: Bright Silver/Matte Black/Gun Grey/Brushed Gold
 Custom Size: W800mm - 1200mm
 H1800mm - 2200mm



G5127 淋浴房

材质：不锈钢
 款式：扇形两固两活，移门
 玻璃厚度：8mm/10mm
 颜色：亮银/哑黑/枪灰/拉丝金
 定制尺寸： L800mm - 1200mm
 W800mm - 1200mm
 H1800mm - 2200mm

G5127 Shower Enclosure
 Material: Stainless Steel
 Style: Fan shaped, Two folding & Two fixed, Sliding Door
 Glass Thickness: 8mm/10mm
 Color: Bright Silver/Matte Black/Gun Grey/Brushed Gold
 Custom Size: L800mm - 1200mm W800mm - 1200mm
 H1800mm - 2200mm



S10191 淋浴屏风

材质：不锈钢
 款式：屏风单固
 玻璃厚度：8mm/10mm
 颜色：亮银/哑黑/枪灰/拉丝金
 定制尺寸： W600mm - 1200mm
 H1800mm - 2800mm

S10191 Shower Screen
 Material: Stainless Steel
 Style: Single - panel Screen
 Glass Thickness: 8mm/10mm
 Color: Bright Silver/Matte Black/Gun Grey/Brushed Gold
 Custom Size: W800mm - 2600mm
 H1800mm - 2200mm

豪华 SPA 池
Luxury SPA Pool



G9118

尺寸/Size: 2150x1920x800 mm

座位/Capacity: 5成人+1小孩 (5 Adults + 1 Child)

配置: 48个喷嘴, 1个LED七彩池底灯, 高山流水/LED七彩发光系统; 高山流水控制阀; 1台3匹水泵, 一台0.5匹循环泵, 2870W恒温器, 过滤器及滤袋, 2个喇叭, 蓝牙功能, 臭氧消毒。带裙边; 枕头4个, 拐角枕头1个, 一层保温棉, 控制面板。

可配配置: 彩灯群板, 杯底彩灯, 专业净水系统, 自动进水、排水系统 泡泡按摩

Configuration: 48 nozzles, 1 LED color-changing pool floor light, mountain stream/LED color-changing lighting system; mountain stream control valve; 1×3HP pump, 1×0.5HP circulation pump, 2870W thermostat, filter and filter bag, 2 speakers, Bluetooth function, ozone sterilization. With skirt edge; 4 pillows, 1 corner pillow, one-layer thermal insulation, control panel.

Optional accessories: Colorful light panel, cup-bottom colorful lights, professional water purification system, automatic water intake & drainage system, bubble massage



G8050 尺寸 Size:
1000x1000x2150mm



G8051 尺寸 Size:
1200x900x2150mm
1300x100x2150mm



G8052 尺寸 Size:
1150x1150x2150mm



G8053 尺寸 Size:
1350x1350x2250mm
1500x1500x2250mm



G8055 尺寸 Size:
1500x1500x2250mm



G8056 尺寸 Size:
1500x1500x2250mm



G8057 尺寸 Size:
1350x1350x2200mm



G8058 尺寸 Size:
1390x1390x2250mm
1500x1500x2250mm



G8059 尺寸 Size:
1200x1200x2150mm
1300x1300x2150mm
1500x1500x2150mm



G8060 尺寸 Size:
1600x900x2250mm



G8061 尺寸 Size:
1600x900x2250mm



G8062 尺寸 Size:
1200x900x2250mm



G8063
尺寸 Size:
1390x950x2200mm



G8065
尺寸 Size:
1500x1000x2200mm
1600x1000x2200mm



G8066
尺寸 Size:
1390x950x2200mm
1500x1000x2200mm
1600x1000x2200mm

G8069
尺寸 Size:
800x800x2150mm 1000x800x2150mm
900x900x2150mm 1200x800x2150mm
1000x1000x2150mm 1200x900x2150mm



G8068
尺寸 Size:
1560x1560x2250mm



G8067
尺寸 Size:
1300x1300x2150mm



G8070
尺寸 Size:
900x900x2150mm
1000x1000x2150mm



G8071
尺寸 Size:
1400x900x2150mm



G8072
尺寸 Size:
1800x980x2150mm



G8073
尺寸 Size:
980x980x2150mm



G8075
尺寸 Size:
1360x1360x2150mm



G8076
尺寸 Size:
1200x850x2100mm



G8077
尺寸 Size:
尺寸: 1500x1500x2150mm



G8078
尺寸 Size:
1230x1230x2150mm



G8079
尺寸 Size:
1000x1000x2150mm



G8080
尺寸 Size:
1100x850x2200mm
1200x850x2200mm
1300x850x2200mm



G8081
尺寸 Size:
1400x850x2200mm



G8082
尺寸 Size:
950x950x2200mm



G8083
尺寸 Size:
1200x950x2200mm



G8085
尺寸 Size:
1700x900x2150mm



G8086
尺寸 Size:
1300x1300x2000mm



G8087
尺寸 Size:
1800x1500x2000mm



G8088
尺寸 Size:
2000x1000x2000mm



G8089
尺寸 Size:
2000x1000x2000mm



G8090
尺寸 Size:
1000x1000x2000mm



G2
尺寸 Size:1500x750x380 mm
1700x750x380 mm



G6
尺寸 Size:1500x780x380 mm
1700x780x380 mm



G9030A
尺寸 Size:1750x820x720 mm



G9049
尺寸 Size:1550x780x720 mm



G9209
尺寸 Size:1700x800x600 mm



G9213
尺寸 Size:1700x800x600 mm



G9231
尺寸 Size:1800x900x800 mm



G9233
尺寸 Size:1835x785x770 mm



G9235
尺寸 Size:1800x850x770 mm



G9236
尺寸 Size:1700x800x640 mm



G9238
尺寸 Size:1700x800x580 mm



G9242
尺寸 Size:1700x800x600 mm



G9243
尺寸 Size:1700x800x600 mm



G9278
尺寸 Size:1800x860x780 mm
1700x800x680 mm
1600x800x680 mm
1500x800x680 mm



G9509
尺寸 Size:1500x720x580 mm
1700x750x580 mm



G9511
尺寸 Size:1700x750x580 mm



G9512
尺寸 Size:1700x780x740 mm



G9556
尺寸 Size:1500x750x750 mm
1600x780x750 mm
1700x800x750 mm
1800x900x830 mm



G9557
尺寸 Size:1400x750x750 mm
1500x750x750 mm
1600x750x750 mm
1700x750x770 mm



G9573
尺寸 Size:1500x750x600 mm
1600x800x600 mm
1700x800x600 mm



G9581
尺寸 Size:1500x740x580 mm
1700x800x580 mm



G9582
尺寸 Size:1500x740x580 mm
1700x800x580 mm



G9597
尺寸 Size:1500x750x600 mm
1600x800x600 mm
1700x800x600 mm



G9598
尺寸 Size:1300x700x600 mm
1400x740x600 mm
1500x800x600 mm
1600x800x600 mm
1700x850x600 mm



G9599
尺寸 Size:1200x700x600 mm
1300x750x600 mm
1400x750x600 mm
1500x750x600 mm
1600x800x600 mm
1700x800x600 mm
1800x820x600 mm



G9601
尺寸 Size:980x580x580 mm
1050x680x580 mm
1200x680x580 mm
1300x700x580 mm
1800x800x580 mm



G9605
尺寸 Size:1700x800x600 mm



G9607
尺寸 Size:1200x700x600 mm
1300x750x600 mm
1400x750x600 mm
1500x750x600 mm
1600x800x600 mm
1700x800x600 mm
1800x820x600 mm



G9609
尺寸 Size:1500x750x600 mm
1600x800x600 mm
1700x800x600 mm



G9616
尺寸 Size:1500x800x650 mm
1600x800x650 mm
1700x800x650 mm



G9617
尺寸 Size:1500x750x650 mm
1600x750x650 mm
1700x750x650 mm



G9629
尺寸 Size:1500x750x600 mm
1600x800x600 mm
1700x800x600 mm



G9817
尺寸 Size:1200x1200x600 mm
1380x1380x600 mm
1500x1500x600 mm
1620x1620x600 mm
1800x1800x620 mm



G9857
尺寸 Size:1700x800x600 mm




G9858
尺寸 Size:1700x800x600 mm



GB2
尺寸 Size:1500x750x520 mm
1700x780x520 mm



定制尺寸切角缸
Custom-sized Chamfered Tank



定制尺寸切角缸
Custom-sized Chamfered Tank

户外游泳池
Outdoor Swimming Pool



G9120

尺寸/Size: 5800×2270×1450 mm

座位/Capacity: 3成人+1小孩 (3 Adults + 1 Child)

配置: 53个按摩喷嘴, 3个游泳喷嘴, 逆流游泳泵1台3匹+1台4匹; 按摩水泵1台3匹; 循环泵1台0.5匹; 2个LED七彩池底灯; 5370W加热器; 枕头3个, 拐角枕头2个; 过滤器及滤袋; 2个LED七彩池底灯; 带裙边; 三水柱喷嘴3套; 三水柱控制阀1套; 三水柱/LED灯, 七彩发光系统。

可配配置: 罩子, 玻璃围栏, 扶手, 电视。

Configuration: 53 Nozzles, 3 Swimming Jets, Reverse - flow Swimming Pool (1×1HP Pump, 1×1HP Massage Pump); 1×1HP Massage Pump; 5HP Circulation Pump, 50Hz; 2 Full - color LED In - ground Pool Lights; 3300W Heater; 3 Pillows; 2 Corner Hair Suction Outlets; Filter & Suction; Full - color LED Underwater Lights; Skirt Edge; 3 - column Massage Jets; 3 - column Control Valves; 3 - column/120 - degree Color - changing Lighting System.

Optional accessories: Canopy, Glass Railing, Handrail, TV

户外游泳池
Outdoor Swimming Pool



G9121

尺寸/Size: 600x2270x1450 mm

座位/Capacity: 5成人 (5 Adults)

配置: 48个按摩喷嘴, 3个游泳喷嘴, 逆流游泳泵1台3匹+1台4匹; 按摩水泵1台3匹; 循环泵1台0.5匹; 4个LED七彩池底灯; 加热器2*2500W; 枕头5个; 过滤器及滤袋; 带裙边。

可配配置: 蓝牙, 电视。

Configuration: 48 massage nozzles, 3 swimming nozzles, 1 set of reverse - flow swimming pumps (1×3HP + 1×4HP); 1×3HP massage pump; 1×0.5HP circulation pump; 4 LED color - changing pool floor lights; 2×2500W heaters; 5 pillows; filter and filter bag; with skirt edge.

Optional accessories: Bluetooth, TV.

豪华 SPA 池
Luxury SPA Pool



G9116

尺寸/Size: 1920x1600x800 mm

座位/Capacity: 3成人+1小孩(3 Adults + 1 Child)

配置: 4个喷嘴, 1个大LED 七彩灯, 按摩泵和循环泵, 1台2匹; 2870瓦恒温器, 带过滤器及过滤袋, 2个喇叭, 蓝牙功能, 臭氧消毒。带裙边; 枕头3个, 一层保温棉, 控制面板, 臭氧消毒。

可配配置: 彩灯群板, 杯底彩灯, 专业净水系统, 自动进水、排水系统
泡泡按摩, 隔热盖子

Configuration: 24 nozzles, 1 large LED color-changing light, 1 set of 2HP massage pump and circulation pump; 2870W thermostat, with filter and filter bag, 2 speakers, Bluetooth function, ozone sterilization. With skirt edge; 3 pillows, one-layer thermal insulation, control panel, ozone sterilization.

Optional accessories: Colorful light panel, cup-bottom colorful lights, professional water purification system, automatic water intake & drainage system with bubble massage, heat-insulation cover

豪华 SPA 池
Luxury SPA Pool



G9125

尺寸/Size: 920x1600x800 mm

座位/Capacity: 3成人+1小孩(3 Adults + 1 Child)

配置: 45个喷嘴, 1个大LED七彩灯, 2台2匹水泵, 一台0.5匹循环泵, 2870瓦恒温器, 带过滤器及滤袋, 2个喇叭, 蓝牙功能, 臭氧消毒。带裙边; 三水柱喷嘴3套; 三水柱控制阀1套; 三水柱/LED灯七彩发光系统, 枕头4个, 拐角枕头2个, 一层保温棉, 控制面板

可配配置: 水管理系统, 隔热盖子

Configuration: 45 nozzles, 1 large LED color-changing light, 2x2HP pumps, 1x0.5HP circulation pump, 2870W thermostat, with filter and filter bag, 2 speakers, Bluetooth function, ozone sterilization. With skirt edge; 3 sets of three-column nozzles; 1 set of three-column control valves; three-column/LED color-changing lighting system, 4 pillows, 2 corner pillows, one-layer thermal insulation, control panel.

Optional accessories: Water management system, heat-insulation cover

豪华 SPA 池
Luxury SPA Pool



G9113

尺寸/Size: 2310x2310x890 mm

座位/Capacity: 5成人+1小孩(5 Adults + 1 Child)

配置: 118个喷嘴, 2个LED七彩池底灯, 2台3匹水泵, 一台0.5匹循环泵, 2870W恒温器, 过滤器及滤袋, 2个喇叭, 蓝牙功能, 臭氧消毒。带裙边; 三水柱喷嘴3套; 三水柱控制阀1套; 三水柱/LED灯七彩发光系统, 枕头5个, 拐角枕头1个, 一层保温棉, 控制面板, 臭氧消毒。

可配配置: 彩灯群板, 杯底彩灯, 专业净水系统, 自动进水、排水系统
泡泡按摩, 隔热盖子

Configuration: 118 nozzles, 2 LED color-changing pool floor lights, 2×3HP pumps, 1×0.5HP circulation pump, 2870W thermostat, filter and filter bag, 2 speakers, Bluetooth function, ozone sterilization. With skirt edge; 3 sets of three-column nozzles; 1 set of three-column control valves; three-column/LED color-changing lighting system, 5 pillows, 1 corner pillow, one-layer thermal insulation, control panel, ozone sterilization.

Optional accessories: Colorful light panel, cup-bottom colorful lights, professional water purification system, automatic water intake & drainage system with bubble massage, heat-insulation cover

豪华 SPA 池
Luxury SPA Pool



G9102

尺寸/Size: 2280x930 mm

座位/Capacity: 7成人+1小孩(7 Adults + 1 Child)

配置: 8个喷嘴, 1个LED七彩池底灯, 2台3匹水泵, 一台0.5匹循环泵, 2870W恒温器, 过滤器及滤袋, 2个喇叭, 蓝牙功能, 臭氧消毒。带裙边; 一层保温棉, 控制面板, 臭氧消毒。

可配配置: 彩灯群板, 杯底彩灯, 专业净水系统, 自动进水、排水系统
泡泡按摩, 隔热盖子

Configuration: 88 nozzles, 1 LED color-changing pool floor light, 2×3HP pumps, 1×0.5HP circulation pump, 2870W thermostat, filter and filter bag, 2 speakers, Bluetooth function, ozone sterilization. With skirt edge; one-layer thermal insulation, control panel, ozone sterilization.

Optional accessories: Colorful light panel, cup-bottom colorful lights, professional water purification system, automatic water intake & drainage system with bubble massage, heat-insulation cover

豪华 SPA 池
Luxury SPA Pool



G9123

尺寸/Size: 2100x1600x860 mm

座位/Capacity: 2成人(2 Adults)

配置: 珍珠白, 2寸喷嘴22只、3.5寸16只、5寸1只, 回水罩3只, 排水1只, 瀑布喷泉2只开关1只、2寸分水阀1只, 空气调节2只, 枕头2只。国内电脑板标配LXK02-2电控(带3000W恒温), LXWP300水泵1台, LXWP75循环泵1台, UV臭氧消毒一套, 5寸LED水底灯1只, 单桶过滤器1套, 木塑裙边一套, 保温层、底托。

可配配置: 彩灯群板

Configuration: Pearl White finish; 22×2-inch nozzles, 16×3.5-inch nozzles, 1×5-inch nozzle; 3 return water covers, 1 drain, 2 waterfall fountains, 1 switch, 1×2-inch water distributor valve, 2 air regulators, 2 pillows. Standard domestic control panel: LXK02-2 electronic control (with 3000W thermostat), 1×LXWP300 pump, 1×LXWP75 circulation pump, 1 set of UV ozone sterilization system, 1×5-inch LED underwater light, 1 set of single-barrel filter, 1 set of wood-plastic skirt edge, thermal insulation layer, base support.

Optional accessories: Colorful light panel

豪华 SPA 池
Luxury SPA Pool



G9125

尺寸/Size: 1920x1600x800 mm

座位/Capacity: 8成人(8 Adults)

配置: 普通白色, 32个大喷嘴, 2个大LED七彩灯, 10个不锈钢气泡喷嘴, 1台2匹水泵, 一台0.5匹循环泵, 3千瓦恒温器, 带单筒过滤器, 1台400瓦的风泵, 带U盘接口, 收音机功能, 臭氧消毒。带裙边和2级台阶。

可配配置: 电视

Configuration: Plain White; 32 large nozzles, 2 large LED color-changing lights, 10 stainless steel bubble nozzles; 1×2HP pump, 1×0.5HP circulation pump, 3kW thermostat, with single-cylinder filter, 1×400W air pump, with USB interface, radio function, ozone sterilization. With skirt edge and 2-level steps.

Optional accessories: TV

户外游泳池
Outdoor Swimming Pool



G9126

尺寸/Size: 5800x2200x1550 mm

座位/Capacity: 4成人(4 Adults)

配置: 普通白色-1个层流口, 1个大喷嘴, 3个大LED七彩灯, 59个小喷嘴, 8个不锈钢气泡喷嘴, 1台螺旋泵, 12速可调, 2台2匹水泵, 1台1匹循环泵, 3千瓦恒温器, 带过滤器, 1台400瓦的风泵, 带U盘接口, 收音机功能, 臭氧消毒。带裙边和4级台阶。

可配配置: 游泳水泵, 游泳喷嘴

Configuration: Plain White; 1 laminar flow outlet, 1 large nozzle, 3 large LED color-changing lights, 59 small nozzles, 8 stainless steel bubble nozzles; 1 spiral pump (12-speed adjustable), 2×2HP pumps, 1×1HP circulation pump, 3kW thermostat, with filter, 1×400W air pump, with USB interface, radio function, ozone sterilization. With skirt edge and 4-level steps.

Optional accessories: Swimming pump, swimming nozzle

豪华 SPA 池
Luxury SPA Pool



G9127

尺寸/Size: 2850x2350x1000 mm

座位/Capacity: 5成人(5 Adults)

配置: 2*2HP 冲浪泵; 1*1HP冲浪泵; 1*700W风泵; 1*3000W恒温器;过滤器1个;七彩池底灯1个;臭氧; 730电脑版控制+USB+BT;带蓝牙泡泡浴20个;回水网;七孔大喷嘴1个 烟斗喷嘴57个+5个坐凳烟斗排水; 中喷嘴30个: FM收音; 水帘瀑布进水; 4个喷泉; 调节阀3个+2个调喷泉阀: 进水/排水阀接口; 枕头;喇叭; 长扶手; 溢水口; 白色亚克力板材; PS板裙边

可配配置: 电视

Configuration: 2×2HP surfing pumps; 1×1HP surfing pump; 1×700W air pump; 1×3000W thermostat; 1 filter; 1 color - changing pool floor light; ozone; 730 control panel (with USB + BT); 20 pcs Bluetooth bubble bath nozzles; return water grille; 1 large seven - hole nozzle; 57 pipe - shaped nozzles + 5 pipe - shaped drain nozzles for seats; 30 medium nozzles; FM radio; water curtain waterfall inlet; 4 fountains; 3 regulating valves + 2 fountain regulating valves; water inlet/drain valve interfaces; pillows; speakers; long handrails; overflow outlet; white acrylic sheet; PS board skirt edge

Optional accessories: TV

室内豪华 SPA 池
Indoor Luxury SPA Pool



G9129

尺寸/Size: 2000x700 mm

配置: 普通白色, 1*1.5HP冲浪泵, 1*700W风泵; 冲浪喷嘴12个; 缸底泡泡浴带灯8个; 坐凳无灯小气泡12个; 1*3KW恒温器; 7001电脑版控制+USB+BT+FM收音; , 旋转式去水器

Configuration: Plain White, 1×1.5HP surfing pump, 1×700W air pump; 12 surfing nozzles; 8 bubbling bath with lights at the bottom of the tub; 12 small bubbles without lights on the seat; 1×3KW thermostat; 7001 control panel with USB + BT & FM radio; rotating drain device

豪华 SPA 池
Luxury SPA Pool



G9130

尺寸/Size: 1850x1850x910 mm

座位/Capacity: 4成人(4 Adults)

配置: 珍珠板材; 2寸喷嘴16只; 3.5寸22只; 回水罩3只; 排水1只; 喷泉2只; 开关1只; 2寸分水阀1只; 空气调节4只; 枕头4只。电脑板标配LXK02-2电控(带3000W恒温); LXWP300水泵1台; LXWP75循环泵1台; UV臭氧消毒一套; 5寸LED水底灯1只; 过单桶过滤器1套; 木塑裙边一套; 保温层、底托;

可配配置: 彩灯群板

Configuration: Pearl sheet; 16×2-inch nozzles; 22×3.5-inch nozzles; 3 return water covers; 1 drain; 2 fountains; 1 switch; 1×2-inch water distributor valve; 4 air regulators; 4 pillows. Standard controlpanel: LXK02-2 electronic control (with 3000W thermostat); 1×LXWP300pump; 1×LXWP75 circulation pump; 1 set of UV ozone sterilization system; 1×5-inch LED underwater light; 1 set of single-barrel filter; 1 set of wood-plastic skirt edge; thermal insulation layer, base support.

Optional accessories: Colorful light panel



G7002
面盆龙头 枪灰
Basin Faucet Gunmetal



G7102
面盆龙头 枪灰
Basin Faucet Gunmetal



G7103
面盆龙头 镀铬
Basin Faucet Chrome - Plated



G7006
面盆龙头 枪灰
Basin Faucet Gunmetal



G7107
面盆龙头 枪灰
Basin Faucet Gunmetal



G7108
面盆龙头 枪灰
Basin Faucet Gunmetal



G7109
面盆龙头 枪灰
Basin Faucet Gunmetal



G7155
面盆龙头 镀铬
Basin Faucet Chrome - Plated



G7116
面盆龙头 枪灰
Basin Faucet Gunmetal



G7131
面盆龙头 黑色
Basin Faucet Black



G7131H
面盆龙头 枪灰
Basin Faucet Gunmetal



G7133
面盆龙头 枪灰
Basin Faucet Gunmetal



G7135
面盆龙头 枪灰
Basin Faucet Gunmetal



G7136
面盆龙头 镀铬
Basin Faucet Chrome - Plated



G7137
面盆龙头 哑黑
Basin Faucet Matte Black



G7138
面盆龙头 哑黑
Basin Faucet Matte Black



G7139
面盆龙头 镀铬
Basin Faucet Chrome - Plated



G7122
面盆龙头 镀铬
Basin Faucet Chrome - Plated



G71026A
面盆龙头 枪灰
Basin Faucet Gunmetal



G7126
面盆龙头 哑黑
Basin Faucet Matte Black



G7127
面盆龙头 哑黑
Basin Faucet Matte Black



G71026A
面盆龙头 金色
Basin Faucet Gold



G7129
面盆龙头 拉丝玫瑰金
Basin Faucet Brushed Rose Gold



G71012
隐藏式龙头 镀铬
Concealed Faucet Chrome - Plated



G71013
隐藏式龙头 镀铬
Concealed Faucet Chrome - Plated



G71015
隐藏式龙头 金色
Concealed Faucet Gold



G71016
隐藏式龙头 镀铬
Concealed Faucet Chrome - Plated



G7096
座地龙头 金色
Floor - Standing
Faucet Gold



G7105
座地龙头 镀铬
Floor - Standing
Faucet Chrome -
Plated



G7097
座地龙头 镀铬
Floor - Standing
Faucet Chrome -
Plated



G7106
座地龙头 镀铬
Floor - Standing
Faucet Chrome -
Plated



G7106
座地龙头 黑色
Floor - Standing
Faucet Black



G7350
琴键明杆花洒
Keyboard lever shower
四功能
Four - function



G7358
明杆花洒
Exposed Lever Shower
三功能
Three-function



G7359
琴键明杆花洒
Keyboard lever shower
四功能
Four - function



G7360
明杆花洒
Exposed Lever Shower
三功能
Three-function



G7361
明杆花洒
Exposed Lever Shower
两功能
Two-function



G73053
明杆花洒
Exposed Lever Shower
三功能
Three-function



G7363
琴键明杆花洒
Keyboard lever shower
四功能
Four - function



G7366
明杆花洒
Exposed Lever Shower
两功能
Two-function



G7365
明杆花洒
Exposed Lever Shower
四功能
Four-function



G7362
明杆花洒
Exposed Lever Shower
两功能
Two-function




G73037
暗装花洒
Concealed shower system
三功能
Three-function



G73031
暗装花洒
Concealed shower system
三功能
Three-function



G73036
暗装花洒
Concealed shower system
两功能
Two-function



G73039
暗装花洒
Concealed shower system
两功能
Two-function



G2050
不锈钢双盆水槽盆
Stainless Steel Double Bowl Sink
尺寸 Size: 780 x 430 mm



G2051
不锈钢单盆水槽盆
Stainless Steel Single Bowl Sink
尺寸 Size: 600 x 450 mm



G2052
不锈钢单盆水槽盆
Stainless Steel Single Bowl Sink
尺寸 Size: 750 x 460 mm



G2053
不锈钢单盆水槽盆
Stainless Steel Single Bowl Sink
尺寸 Size: 680 x 450 mm



G2055
不锈钢单盆水槽盆
Stainless Steel Single Bowl Sink
尺寸 Size: 680 x 460 mm



G2056
不锈钢单盆水槽盆
Stainless Steel Single Bowl Sink
尺寸 Size: 780 x 480 mm



G2057
不锈钢单盆水槽盆
Stainless Steel Single Bowl Sink
尺寸 Size: 730 x 460 mm



G2058
不锈钢双盆水槽盆
Stainless Steel Double Bowl Sink
尺寸 Size: 750 x 410 mm



G2059
不锈钢双盆水槽盆
Stainless Steel Double Bowl Sink
尺寸 Size: 700 x 380 mm



G2060
不锈钢双盆水槽盆
Stainless Steel Double Bowl Sink
尺寸 Size: 760 x 400 mm



G2061
橡木切菜板
Oak Chopping Board
尺寸 Size: 300 x 400 mm



G2062
不锈钢沥水篮
Stainless Steel Drainer Basket
尺寸 Size: 225 x 92 mm



G7159
不锈钢水槽盆龙头
Stainless Steel Sink Faucet



G7160
不锈钢水槽盆龙头
Stainless Steel Sink Faucet




G7158
不锈钢水槽盆龙头
Stainless Steel Sink Faucet



G79054
单杆毛巾架 Single Bar Towel Rack
不锈钢 Stainless Steel
铬色 Chrome Color



G79053
双杆毛巾架 Double Bar Towel Rack
不锈钢 Stainless Steel
铬色 Chrome Color



G79052
双杆毛巾架 Double Bar Towel Rack
不锈钢 Stainless Steel
铬色 Chrome Color



G79009
毛巾架 Towel Rack
不锈钢 Stainless Steel
铬色 Chrome Color



G79056
毛巾架 Towel Rack
不锈钢 Stainless Steel
铬色 Chrome Color



G79055
纸巾架 Toilet Paper Holder
不锈钢 Stainless Steel
铬色 Chrome Color



G79086
单杆毛巾架 Single Bar Towel Rack
不锈钢 Stainless Steel
哑黑 Matte Black



G79090
单杆毛巾架 Single Bar Towel Rack
不锈钢 Stainless Steel
哑黑 Matte Black



G79086
双杆毛巾架 Double Bar Towel Rack
不锈钢 Stainless Steel
哑黑 Matte Black



G79091
毛巾架 Towel Rack
不锈钢 Stainless Steel
哑黑 Matte Black



G79088
毛巾架 Towel Rack
不锈钢 Stainless Steel
哑黑 Matte Black



G79087
毛巾架 Towel Rack
不锈钢 Stainless Steel
哑黑 Matte Black



G79051
皂杯 Soap Cup
不锈钢 Stainless Steel
哑黑 Matte Black



G79089
单杯 Single Cup
不锈钢 Stainless Steel
哑黑 Matte Black



G79070
双杯 Double Cup
不锈钢 Stainless Steel
哑黑 Matte Black



G7812
普通水咀
Regular Faucet
Nozzle



G7812A
洗衣机水咀
Washing Machine
Faucet Nozzle



G7563
三角阀
Angle Valve



G78066
三角阀
Angle Valve



G78067
妇洗器
Bidets



GC7802
地漏 Floor Drain
不锈钢 Stainless Steel
拉丝 Brushed



GC7803
地漏 Floor Drain
不锈钢 Stainless Steel
拉丝 Brushed



GC7803
地漏 Floor Drain
不锈钢 Stainless Steel
拉丝 Brushed



GC7807
地漏 Floor Drain
不锈钢 Stainless Steel
拉丝 Brushed



GC7801
地漏 Floor Drain
不锈钢 Stainless Steel
拉丝 Brushed



GC7811
地漏 Floor Drain
不锈钢 Stainless Steel
拉丝 Brushed




GC7812
地漏 Floor Drain
不锈钢 Stainless Steel
拉丝 Brushed



GC7813
地漏 Floor Drain
不锈钢 Stainless Steel
拉丝 Brushed



G7809
地漏 Floor Drain
铜 + 不锈钢 Copper + Stainless Steel
拉丝 Brushed



G7810
地漏 Floor Drain
铜 + 塑料 Copper + Plastic
拉丝 Brushed



G7455
下水器 Drain
铜 Copper
铬色 Chrome Color



G7456
下水器 Drain
铜 Copper
铬色 Chrome Color



G7457
下水器 Drain
铜 Copper
铬色 Chrome Color



G7458
下水器 Drain
铜 Copper
铬色 Chrome Color



G7459
下水器 Drain
铜 Copper
铬色 Chrome Color



G7460
下水器 Drain
铜 Copper
哑黑 Matte Black



G7460
下水器 Drain
铜 Copper
金拉丝 Gold Brushed